

ANCORATO

ANCORATO ANCHORED EQUITIES

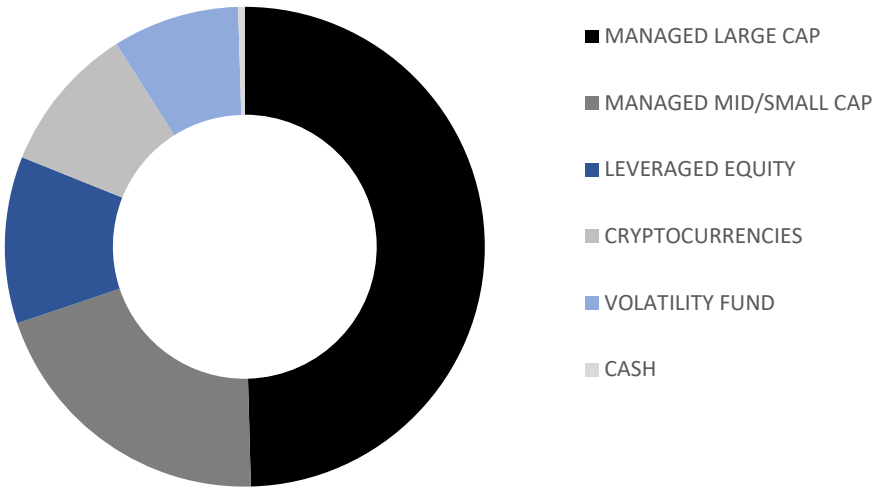
STRATEGY OBJECTIVE

The Pure Alpha portfolio is strategically designed to pursue returns in line with equity market performance while maintaining a dynamic and proactive investment approach. The fund's primary objective is to achieve alpha by allocating its portfolio primarily to equities, leveraging the potential for capital appreciation in the equity markets. The investment strategy is grounded in a commitment to delivering superior risk-adjusted returns, striking a balance between capital growth and prudent risk management. The Pure Alpha strategy aims to capitalize on market opportunities and navigate challenges, aligning its investment decisions with a comprehensive understanding of economic trends and data-driven insights.

The fund's unique approach involves the selection of fund managers based on a thorough analysis of economic outlooks supported by data-driven information. By harnessing the expertise of skilled managers who interpret economic indicators and trends, the Pure Alpha strategy seeks to position itself advantageously in changing market conditions. The allocation decisions are driven by a forward-looking perspective that considers macroeconomic factors, industry trends, and global market dynamics. Through this approach, the fund aims to not only achieve returns in line with market performance but also outperform by leveraging the insights and strategies of skilled managers with a demonstrated ability to navigate diverse economic landscapes.

Investors in the Pure Alpha Strategy can expect a well-rounded investment experience that combines the potential for competitive returns with a robust risk management framework, seeking return while minimizing downside risk.

CURRENT ALLOCATION



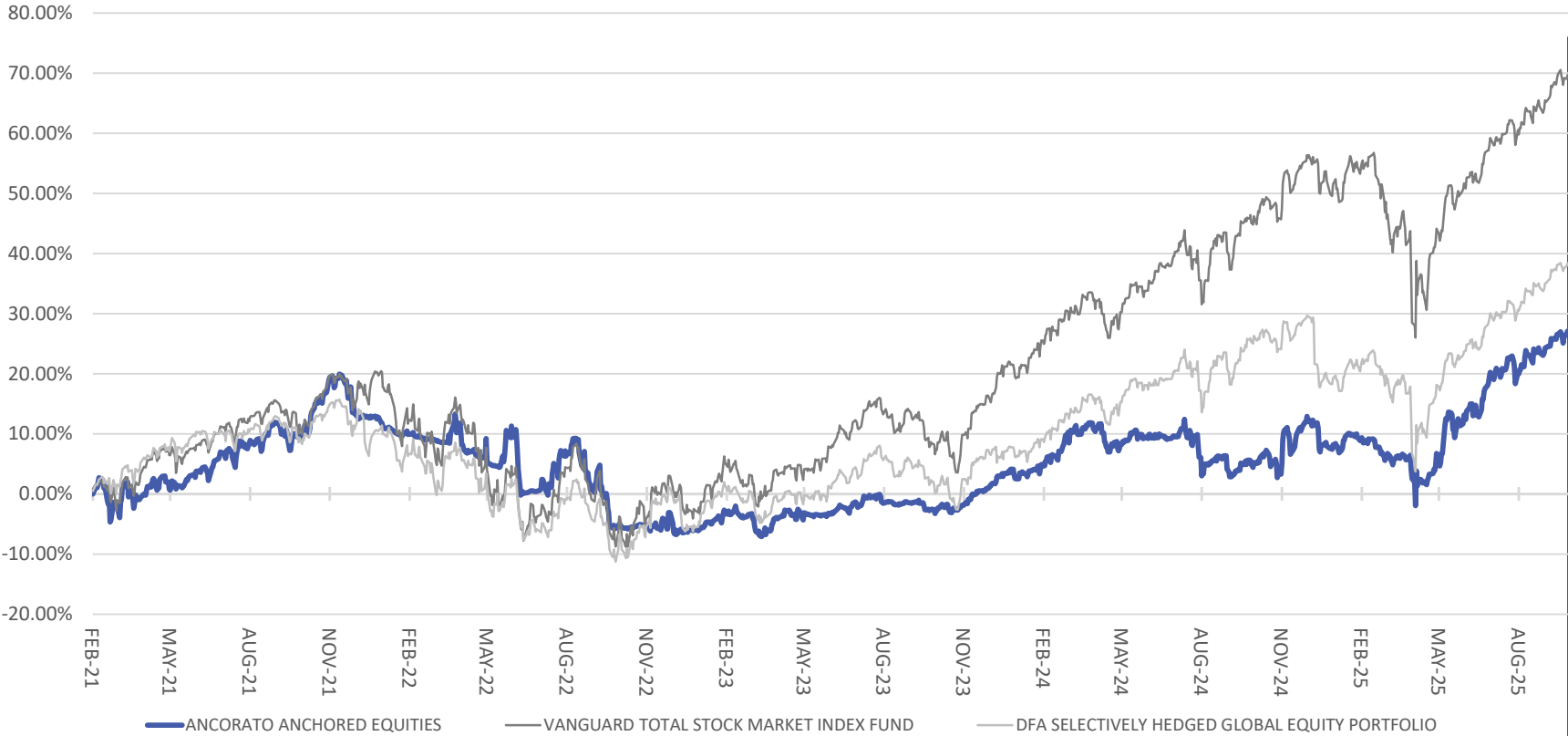
STRATEGY INFORMATION

MINIMUM INVESTMENT:	\$10,000
LIQUIDATION:	3 TRADE DAYS
MANAGEMENT FEE:	0.95%
PERFORMANCE FEE	0.00%

STRATEGY INFORMATION

	STRATEGY	VTI	DSHGX
INCEPTION:	2/5/2021	2/5/2021	2/5/2021
ANNUALIZED RETURN:	5.83%	14.78%	8.11%
STANDARD DEVIATION:	11.81%	16.40%	13.81%
SHARPE RATIO:	0.23	0.66	0.60
MAX DRAWDOWN:	-22.53%	-24.27%	-23.36%
PEAK:	11/16/2021	1/3/2022	11/16/2021
VALLEY:	3/17/2023	10/12/2022	9/30/2022
CURRENT YIELD:	1.06%	1.14%	1.65%

PERFORMANCE (SINCE INCEPTION)



2025

ANCORATO

ANCORATO ANCHORED EQUITIES

MONTHLY RETURNS

	JAN	FEB	MAR	APR	MAY	JUN	JUL	AUG	SEP	OCT	NOV	DEC	YEAR
2025	1.70%	-2.23%	-1.14%	-1.85%	7.18%	5.96%	2.46%	2.11%	2.85%				17.90%
2024	-0.73%	5.37%	2.68%	-3.80%	1.72%	-0.18%	0.64%	-3.24%	-0.79%	-2.69%	8.35%	-3.40%	3.25%
2023	2.03%	0.12%	-0.46%	1.74%	-1.26%	2.25%	1.47%	-1.30%	-1.27%	0.34%	2.93%	3.46%	10.35%
2022	-2.35%	-0.91%	0.92%	-3.82%	3.81%	-8.81%	6.77%	-5.21%	-7.29%	0.62%	2.12%	-2.86%	-16.74%
2021		-4.34%	3.54%	2.91%	1.02%	2.69%	1.80%	3.33%	-1.74%	6.46%	-0.86%	-2.47%	12.51%

RETURNS

	QTD	YTD	1 YEAR	3 YEAR ANNUALIZED	SINCE INCEPTION ANNUALIZED
ANCORATO ANCHORED EQUITIES	7.61%	17.90%	20.09%	11.36%	5.83%
VANGUARD TOTAL STOCK MARKET INDEX FUND	10.23%	15.19%	18.30%	29.92%	14.78%
DFA SELECTIVELY HEDGED GLOBAL EQUITY PORTFOLIO	9.28%	18.18%	11.16%	19.26%	8.11%

INVESTMENT COMMITTEE

CALEB HOWARD
Strategy Manager

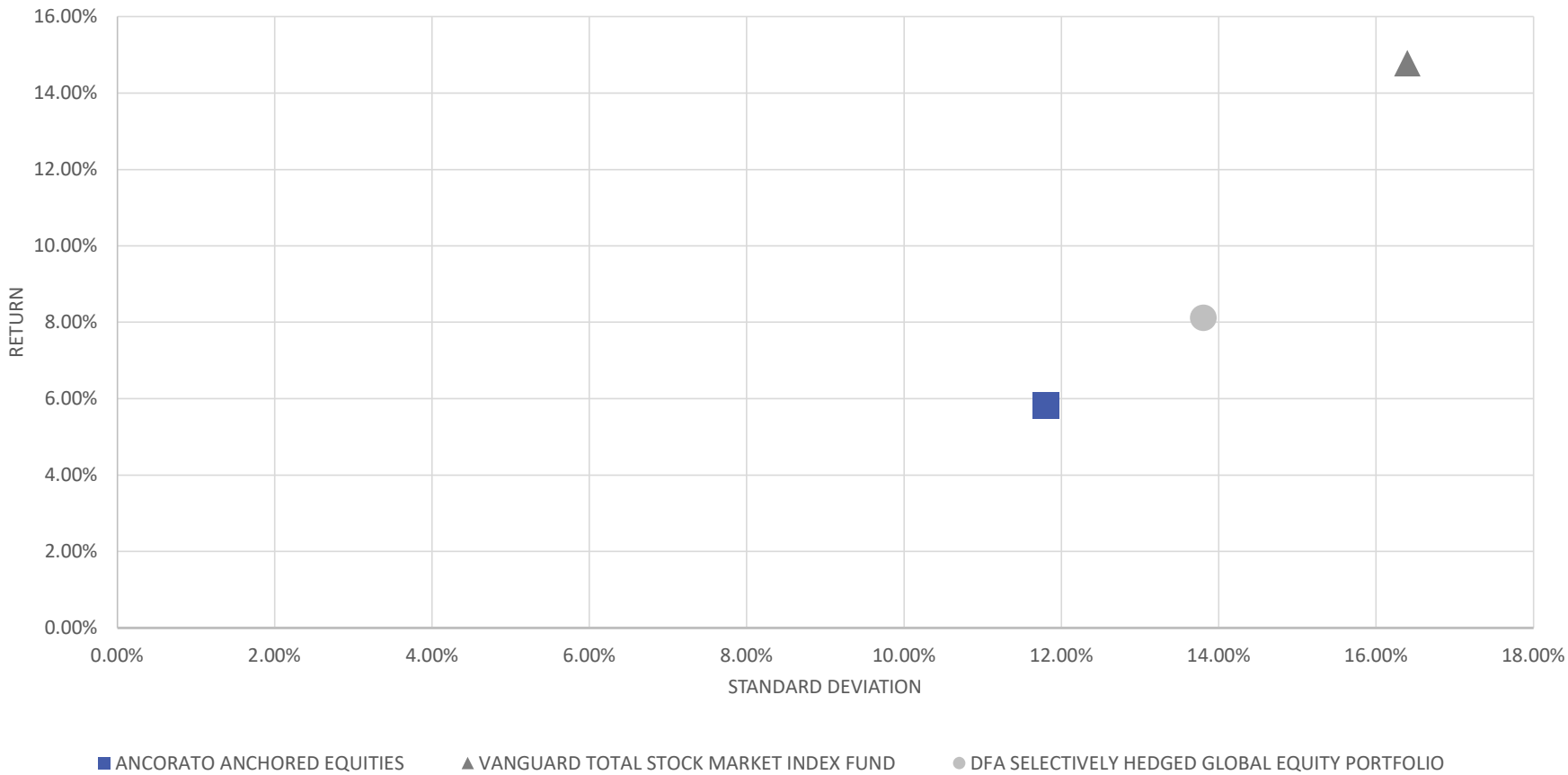
ANDY RAD
Managing Partner | CIO

PETE COVINO
Founder | Portfolio Manager

ANTONIO SMITH
Analyst

CHERI SPAIN
Analyst

RISK/REWARD (SINCE INCEPTION)



RISK CONSIDERATIONS

Past performance is not a guarantee of future results. Investment return and market value of investments in the portfolio will fluctuate. Securities, when sold, may be worth more or less than their original cost. The debt securities in which the portfolio invests are subject to certain risks, including issuer risk, reinvestment risk, prepayment risk, credit risk, and interest rate risk. Issuer risk is the risk that the value of fixed income securities may decline for a number of reasons which directly relate to the issuer. Reinvestment risk is the risk that income from the portfolio will decline if the fund invests the proceeds from matured, traded or called bonds at market interest rates that are below the portfolio's current earnings rate. Prepayment risk is the risk that, upon a prepayment, the actual outstanding debt on which the fund derives interest income will be reduced. Credit risk is the risk that an issuer of a security will be unable or unwilling to make dividend, interest and/or principal payments when due and that the value of a security may decline as a result. Interest rate risk is the risk that fixed income securities will decline in value because of changes in market interest rates. Because the assets of the portfolio will be liquidated in connection with the termination, the portfolio may be required to sell securities when it otherwise would not, including at times when market conditions are not favorable, which may cause the portfolio to lose money.

DISCLAIMER

Legacy Investment Solutions, LLC (doing business as Ancorato) is a registered investment advisor with the Securities and Exchange Commission. The firm transacts business in states where it is properly registered or is excluded or exempted from registration requirements. Registration as an investment advisor does not constitute an endorsement of the firm by securities regulators, nor does it indicate that an advisor has attained a particular level of skill or ability. No investment strategy can guarantee positive returns. All investment strategies have the potential for profit or loss. The Information contained in Legacy Investment Solutions' marketing materials should neither be construed as a provision of personalized investment advice nor as a guarantee that a certain level of results will be achieved. Under no circumstances should the information be construed as an offer to sell or solicitation of an offer to buy a particular service or product. To the full extent permitted under applicable law, Legacy Investment Solutions expressly disclaims all warranties of any kind, whether expressed or implied, including but not limited to: implied warranties of merchantability, accuracy, fitness for a particular purpose and non infringement.